



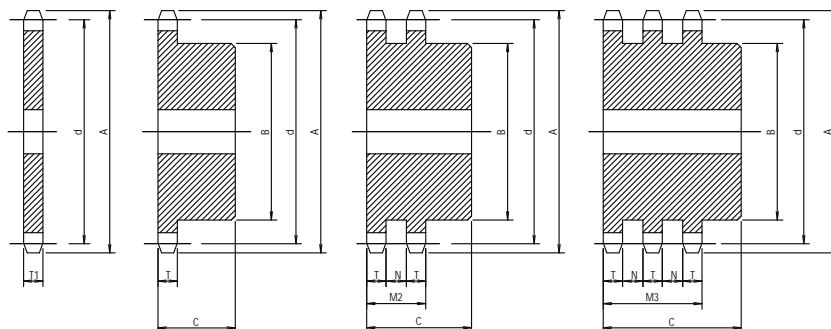
• *Discos y Piñones de Acero para Transmisiones
de Cadenas de Rodillos -
Sprockets and Plate Wheels for Roller Chain*

ENGRACOR S.A.

Ruta 34 km 224 - Parque Industrial - 2300 - Rafaela - Santa Fe - Argentina
Tel. 54 - 3492 - 440999 (Rotativas) / Fax. 54 - 3492 - 441667 - ventas@engracor.com.ar
www.engracor.com.ar

Discos y Piñones de Acero para Transmisiones de Cadenas de Rodillos

Sprockets and Plate Wheels for Roller Chain



	Macizo Solid
	Cubo soldado Welded Hub
	Pieza soldada Welded Piece

Paso - Pitch BS 05 ØRodillo - Roller 5 mm 8 mm						
Z	Diámetro Primitivo(d) Pitch Circle Diameter(d)	Diámetro Exterior(A) Top Diameter(A)	Diámetro Cubo(B) Hub Diameter(B)		Largo Total(C) Total Length(C)	
			S	D	S	D
10	25.89	29.00	17	17	15	23
11	28.40	31.60	18	18	15	23
12	30.91	34.00	20	20	15	23
13	33.43	36.70	23	23	15	23
14	35.95	39.30	25	25	15	23
15	38.48	41.80	28	28	20	28
16	41.01	44.50	30	30	20	28
17	43.54	47.00	34	34	20	28
18	46.07	49.80	34	34	20	28
19	48.60	52.50	40	40	20	28
20	51.14	55.00	40	40	25	33
21	53.68	57.70	44	44	25	33
22	56.21	60.00	44	44	25	33
23	58.75	62.70	50	50	25	33
24	61.29	65.00	50	50	25	33
25	63.83	67.80	50	50	25	33
26	66.37	70.00	50	50	28	36
27	68.91	73.00	55	55	28	36
28	71.45	75.00	55	55	28	36
29	73.99	78.00	55	55	28	36
30	76.53	80.50	65	65	28	36
38	96.88	100.80	65	65	28	36
45	114.68	118.60	65	65	28	36
57	145.22	149.20	65	65	28	36
76	193.59	197.50	65	65	28	36
95	241.96	246.00	65	65	28	36

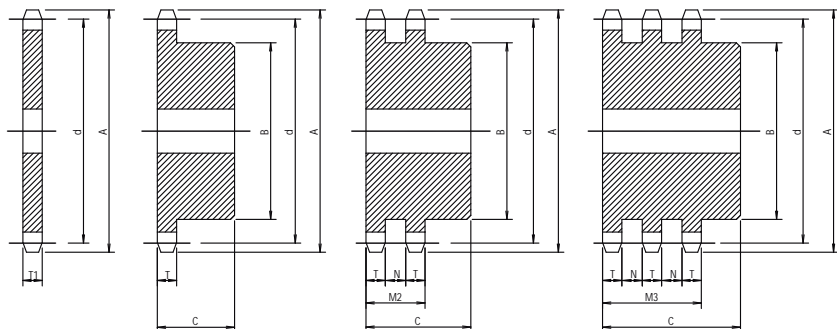
Dimensiones para tipo Europeo - (BS - ISO)

Measurement for European type (BS - ISO)

PASO/Pitch	T	N	M2	M3	T1
05 - 8 mm	2.7	2.9	8.3	-	2.8

Discos y Piñones de Acero para Transmisiones de Cadenas de Rodillos

Sprockets and Plate Wheels for Roller Chain



	Macizo Solid
	Cubo soldado Welded Hub
	Pieza soldada Welded Piece

Paso - Pitch 1/4" ASA 25 ØRodillo - Roller 3,3 mm 6,35 mm

Z	Diámetro Primitivo(d) Pitch Circle Diameter(d)	Diámetro Exterior(A) Top Diameter(A)	Diámetro Cubo(B) Hub Diameter(B)		Largo Total(C) Total Length(C)	
			S	D	S	D
10	20.55	23.35	13	13	15	24
11	22.54	25.44	16	16	15	24
12	24.53	27.51	16	16	15	24
13	26.53	29.57	20	20	15	24
14	28.54	31.63	20	20	15	24
15	30.54	33.68	25	25	15	24
16	32.55	35.73	26	26	15	24
17	34.56	37.78	28	28	15	24
18	36.57	39.82	30	30	15	24
19	38.58	41.86	30	30	20	29
20	40.59	43.90	34	34	20	29
21	42.61	45.94	34	34	20	29
22	44.62	47.98	34	34	20	29
23	46.63	50.01	40	40	20	29
24	48.65	52.04	40	40	20	29
25	50.66	54.08	40	40	25	34
26	52.68	56.11	40	40	25	34
27	54.70	58.14	44	44	25	34
28	56.71	60.17	44	44	25	34
29	58.73	62.20	50	50	25	34
30	60.75	64.23	50	50	25	34
38	76.90	80.44	60	60	28	37
45	91.03	94.62	60	60	28	37
57	115.27	118.91	65	65	28	37
76	153.66	157.34	65	65	28	37
95	192.06	195.76	65	65	28	37

Dimensiones para tipo Americano - (ASA - ANSI) Measurement for American type (ASA - ANSI)

PASO/Pitch	T	N	M2	M3	T1
ASA25 (1/4)	2.8	3.6	9.2	-	2.8

Tabla de Transmisión de Potencia - Paso 1/4" (ASA 25)

Power Transmission Chart - Pitch 1/4" (ASA 25)

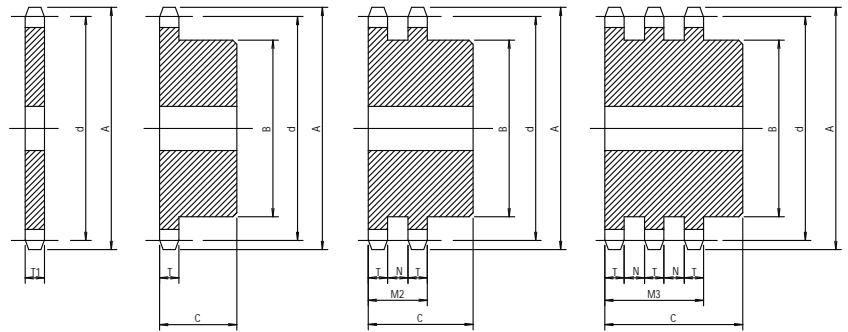
N° dientes Z	Revoluciones por minuto (RPM) engranaje más chico - <i>RPM Sprocket</i>																			
	100	500	900	1200	1800	2500	3000	3500	4000	4500	5000	5500	6000	6500	7000	7500	8000	8500	9000	10000
11	0.05	0.23	0.39	0.50	0.73	0.98	1.15	1.32	1.38	1.16	0.99	0.86	0.75	0.67	0.60	0.54	0.49	0.45	0.41	0.35
12	0.06	0.25	0.43	0.55	0.80	1.07	1.26	1.45	1.57	1.32	1.12	0.97	0.86	0.76	0.68	0.61	0.56	0.51	0.47	0.40
13	0.06	0.27	0.47	0.60	0.87	1.17	1.38	1.58	1.77	1.49	1.27	1.10	0.96	0.86	0.77	0.69	0.63	0.57	0.53	0.45
14	0.07	0.30	0.50	0.65	0.94	1.27	1.49	1.71	1.93	1.66	1.42	1.23	1.08	0.96	0.86	0.77	0.70	0.64	0.59	0.50
15	0.07	0.32	0.54	0.70	1.01	1.36	1.61	1.85	2.08	1.84	1.57	1.36	1.20	1.06	0.95	0.86	0.78	0.71	0.65	0.56
16	0.08	0.34	0.58	0.76	1.09	1.46	1.72	1.98	2.23	2.03	1.73	1.50	1.32	1.17	1.05	0.94	0.86	0.78	0.72	0.61
17	0.08	0.37	0.62	0.81	1.16	1.56	1.84	2.11	2.38	2.22	1.90	1.64	1.44	1.28	1.14	1.03	0.94	0.86	0.79	0.67
18	0.09	0.39	0.66	0.86	1.24	1.66	1.96	2.25	2.53	2.42	2.07	1.79	1.57	1.39	1.25	1.12	1.02	0.93	0.86	0.73
19	0.09	0.41	0.70	0.91	1.31	1.76	2.07	2.38	2.69	2.62	2.24	1.94	1.70	1.51	1.35	1.22	1.11	1.01	0.93	0.79
20	0.10	0.44	0.74	0.96	1.38	1.86	2.19	2.52	2.84	2.83	2.42	2.10	1.84	1.63	1.46	1.32	1.20	1.09	1.00	0.86
21	0.11	0.46	0.78	1.01	1.46	1.96	2.31	2.66	2.99	3.05	2.60	2.26	1.98	1.76	1.57	1.42	1.29	1.17	1.08	0.92
22	0.11	0.48	0.82	1.07	1.53	2.06	2.43	2.79	3.15	3.27	2.79	2.42	2.12	1.88	1.69	1.52	1.38	1.26	1.16	0.99
23	0.12	0.51	0.86	1.12	1.61	2.16	2.55	2.93	3.30	3.50	2.98	2.59	2.27	2.01	1.80	1.62	1.47	1.35	1.24	1.06
24	0.13	0.53	0.90	1.17	1.69	2.27	2.67	3.07	3.46	3.73	3.18	2.76	2.42	2.15	1.92	1.73	1.57	1.44	1.32	1.12
25	0.13	0.56	0.94	1.22	1.76	2.37	2.79	3.21	3.61	3.96	3.38	2.93	2.57	2.28	2.04	1.84	1.67	1.53	1.40	1.20
26	0.14	0.58	0.98	1.28	1.84	2.47	2.91	3.34	3.77	4.19	3.59	3.11	2.73	2.42	2.17	1.95	1.77	1.62	1.49	1.27
28	0.15	0.63	1.07	1.38	1.99	2.68	3.15	3.62	4.09	4.54	4.01	3.47	3.05	2.70	2.42	2.18	1.98	1.81	1.66	1.42
30	0.16	0.68	1.15	1.49	2.15	2.88	3.40	3.90	4.40	4.89	4.45	3.85	3.38	3.00	2.68	2.42	2.20	2.01	1.84	1.57
32	0.17	0.73	1.23	1.60	2.30	3.09	3.64	4.18	4.72	5.25	4.90	4.25	3.73	3.30	2.96	2.67	2.42	2.21	2.03	1.73
35	0.19	0.80	1.36	1.76	2.53	3.41	4.01	4.61	5.20	5.78	5.60	4.86	4.26	3.78	3.38	3.05	2.77	2.53	2.32	1.98
40	0.22	0.92	1.57	2.03	2.93	3.93	4.64	5.32	6.00	6.68	6.85	5.93	5.21	4.62	4.13	3.73	3.38	3.09	2.83	2.42
45	0.25	1.05	1.78	2.31	3.32	4.47	5.26	6.05	6.82	7.58	8.17	7.08	6.21	5.51	4.93	4.45	4.04	3.69	3.38	2.89

Potencia expresada en HP/Power in HP

Factores de hileras múltiples <i>Multiple Line Factor</i>	
Hileras	Factor hilera
1	1.0
2	1.9
3	2.8
4	3.7

Discos y Piñones de Acero para Transmisiones de Cadenas de Rodillos

Sprockets and Plate Wheels for Roller Chain



Paso - Pitch 3/8" ASA 35 ØRodillo - Roller 5,08 mm
9,52 mm BS 06 ØRodillo - Roller 6,35 mm

Z	Diámetro Primitivo(d) Pitch Circle Diameter(d)	Diámetro Exterior(A) Top Diameter(A)	Diámetro Cubo(B) Hub Diameter(B)			Largo Total(C) Total Length(C)		
			S	D	T	S	D	T
9	27.85	31.88	17	17	17	22	25	40
10	30.82	35.03	20	20	20	22	25	40
11	33.81	38.15	22	22	22	25	30	40
12	36.80	41.26	25	25	25	25	30	40
13	39.80	44.36	28	28	28	25	30	40
14	42.80	47.45	31	31	31	25	30	40
15	45.81	50.53	34	34	34	25	30	40
16	48.82	53.60	37	37	37	28	30	40
17	51.84	56.67	40	40	40	28	30	40
18	54.85	59.73	43	43	43	28	30	40
19	57.87	62.80	45	46	46	28	30	40
20	60.89	65.85	46	48	48	28	30	40
21	63.91	68.91	48	52	52	28	30	40
22	66.93	71.96	50	55	55	28	30	40
23	69.95	75.01	52	58	58	28	30	40
24	72.97	78.06	54	61	61	28	30	40
25	76.00	81.11	57	64	64	28	30	40
26	79.02	84.16	60	67	67	28	30	40
27	82.05	87.21	60	70	70	28	30	40
28	85.07	90.25	60	73	73	28	30	40
29	88.10	93.30	60	76	76	28	30	40
30	91.12	96.34	60	79	79	28	30	40
35	106.26	111.55	65	80	80	30	40	40
38	115.34	120.66	70	80	80	30	40	40
40	121.40	126.74	70	80	80	30	40	40
45	136.55	141.93	70	80	90	32	40	56
50	151.69	157.11	70	80	90	32	40	56
57	172.91	178.36	70	80	90	32	40	56
60	182.00	187.46	70	80	90	35	40	56
76	230.49	236.01	70	80	100	35	40	56
95	288.08	293.64	90	90	100	40	45	60
114	345.68	351.26	90	100	100	40	45	60

	Macizo Solid
	Cubo soldado Welded Hub
	Pieza soldada Welded Piece

Dimensiones para tipo Americano - (ASA - ANSI)
Measurement for American type (ASA - ANSI)

PASO/Pitch	T	N	M2	M3	T1
ASA35 (3/8)	4.1	6	14.2	24.3	4.3

Dimensiones para tipo Europeo - (BS - ISO)
Measurement for European type (BS - ISO)

PASO/Pitch	T	N	M2	M3	T1
06 - 3/8	5.2	5	15.4	25.6	5.2

Tabla de Transmisión de Potencia - Paso 3/8" (ASA 35)

Power Transmission Chart - Pitch 3/8" (ASA 35)

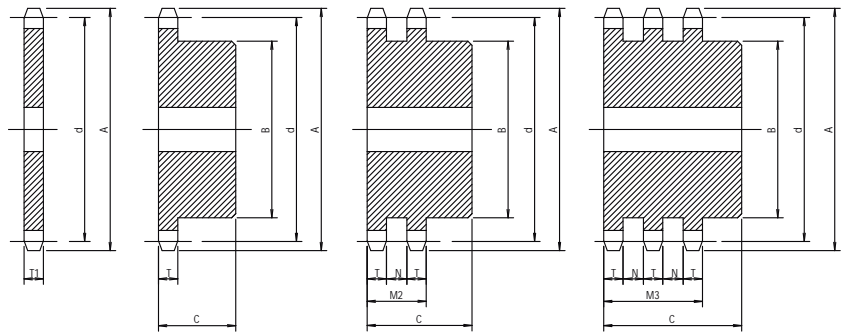
N° dientes Z	Revoluciones por minuto (RPM) engranaje más chico - <i>RPM Sprocket</i>																			
	100	500	900	1200	1800	2500	3000	3500	4000	4500	5000	5500	6000	6500	7000	7500	8000	8500	9000	10000
11	0.18	0.77	1.31	1.70	2.45	3.30	2.94	2.33	1.91	1.60	1.37	1.18	1.04	0.92	0.82	0.74	0.67	0.62	0.57	0.48
12	0.20	0.85	1.44	1.87	2.70	3.62	3.35	2.66	2.17	1.82	1.56	1.35	1.18	1.05	0.94	0.85	0.77	0.70	0.64	0.55
13	0.22	0.93	1.57	2.04	2.94	3.95	3.77	3.00	2.45	2.05	1.75	1.52	1.33	1.18	1.06	0.95	0.87	0.79	0.73	0.62
14	0.24	1.01	1.71	2.21	3.18	4.28	4.22	3.35	2.74	2.30	1.96	1.70	1.49	1.32	1.18	1.07	0.97	0.88	0.81	0.69
15	0.25	1.08	1.84	2.38	3.43	4.61	4.68	3.71	3.04	2.55	2.17	1.88	1.65	1.47	1.31	1.18	1.07	0.98	0.90	0.77
16	0.27	1.16	1.97	2.55	3.68	4.94	5.15	4.09	3.35	2.81	2.40	2.08	1.82	1.62	1.45	1.30	1.18	1.08	0.99	0.85
17	0.29	1.24	2.10	2.73	3.93	5.28	5.64	4.48	3.67	3.07	2.62	2.27	2.00	1.77	1.58	1.43	1.30	1.18	1.09	0.93
18	0.31	1.32	2.24	2.90	4.18	5.61	6.15	4.88	3.99	3.35	2.86	2.48	2.17	1.93	1.73	1.56	1.41	1.29	1.18	1.01
19	0.33	1.40	2.37	3.07	4.43	5.95	6.67	5.29	4.33	3.63	3.10	2.69	2.36	2.09	1.87	1.69	1.53	1.40	1.28	1.10
20	0.35	1.48	2.51	3.25	4.68	6.29	7.20	5.72	4.68	3.92	3.35	2.90	2.55	2.26	2.02	1.82	1.65	1.51	1.39	1.18
21	0.37	1.56	2.64	3.42	4.93	6.63	7.75	6.15	5.03	4.22	3.60	3.12	2.74	2.43	2.17	1.96	1.78	1.62	1.49	1.27
22	0.38	1.64	2.78	3.60	5.19	6.97	8.21	6.59	5.40	4.52	3.86	3.35	2.94	2.61	2.33	2.10	1.91	1.74	1.60	1.37
23	0.40	1.72	2.92	3.78	5.44	7.31	8.62	7.05	5.77	4.83	4.13	3.58	3.14	2.79	2.49	2.25	2.04	1.85	1.71	1.46
24	0.42	1.80	3.05	3.96	5.70	7.66	9.02	7.51	6.15	5.15	4.40	3.81	3.35	2.97	2.66	2.40	2.17	1.99	1.82	1.56
25	0.44	1.88	3.19	4.13	5.95	8.00	9.43	7.99	6.54	5.48	4.68	4.05	3.56	3.16	2.82	2.55	2.31	2.11	1.94	1.65
26	0.46	1.96	3.33	4.31	6.21	8.35	9.84	8.47	6.93	5.18	4.96	4.30	3.77	3.35	3.00	2.70	2.45	2.24	2.05	1.75
28	0.50	2.12	3.61	4.67	6.73	9.05	10.70	9.47	7.75	6.49	5.55	4.81	4.22	3.74	3.35	3.02	2.74	2.50	2.30	1.96
30	0.54	2.29	3.89	5.03	7.25	9.74	11.50	10.50	8.59	7.20	6.15	5.33	4.68	4.15	3.71	3.35	3.04	2.77	2.55	2.17
32	0.58	2.45	4.17	5.40	7.77	10.40	12.30	11.60	9.47	7.93	6.77	5.87	5.15	4.57	4.09	3.69	3.35	3.06	2.81	-
35	0.64	2.70	4.59	5.95	8.56	11.50	13.60	13.20	10.80	9.08	7.75	6.72	5.90	5.23	4.68	4.22	3.83	3.50	3.21	-
40	0.73	3.12	5.30	6.87	9.89	13.30	15.70	16.20	13.20	11.10	9.47	8.21	7.20	6.39	5.72	5.15	4.68	-	-	-
45	0.83	3.55	6.02	7.80	11.20	15.10	17.80	19.30	15.80	13.20	11.30	9.79	8.59	7.62	6.82	-	-	-	-	-

Potencia expresada en HP/Power in HP

Factores de hileras múltiples <i>Multiple Line Factor</i>	
Hileras	Factor hilera
1	1.0
2	1.9
3	2.8
4	3.7

Discos y Piñones de Acero para Transmisiones de Cadenas de Rodillos

Sprockets and Plate Wheels for Roller Chain



	Macizo Solid
	Cubo soldado Welded Hub
	Pieza soldada Welded Piece

Paso - Pitch 1/2" ASA 40 12,7 mm BS 08 **ØRodillo - Roller 7,925 mm**
ØRodillo - Roller 8,51 mm

Z	Diámetro Primitivo(d) Pitch Circle Diameter(d)	Diámetro Exterior(A) Top Diameter(A)	Diámetro Cubo(B) Hub Diameter(B)			Largo Total(C) Total Length(C)		
			S	D	T	S	D	T
9	37.13	42.51	24	24	24	28	35	50
10	41.10	46.71	26	28	28	28	35	50
11	45.08	50.87	29	32	32	28	35	50
12	49.07	55.02	33	35	35	28	35	50
13	53.07	59.15	37	38	38	28	35	50
14	57.07	63.26	41	42	42	28	35	50
15	61.08	67.37	45	46	46	28	35	50
16	65.10	71.47	50	50	50	28	38	50
17	69.12	75.56	52	54	54	28	38	50
18	73.14	79.65	56	58	58	28	38	50
19	77.16	83.73	60	62	62	28	38	50
20	81.18	87.80	64	66	66	28	38	50
21	85.21	91.88	68	70	70	28	40	55
22	89.24	95.95	70	70	70	28	40	55
23	93.27	100.02	70	70	70	28	40	55
24	97.30	104.09	70	75	75	28	40	55
25	101.33	108.15	70	80	80	28	40	55
26	105.36	112.21	70	85	85	30	40	55
27	109.40	116.28	70	85	85	30	40	55
28	113.43	120.34	70	90	90	30	40	55
29	117.46	124.39	80	95	95	30	40	55
30	121.50	128.45	80	100	100	30	40	55
35	141.68	148.73	70	100	100	40	50	60
38	153.79	160.89	70	90	100	40	50	60
40	161.87	168.99	70	90	100	40	50	60
45	182.06	189.24	70	90	100	40	50	60
50	202.26	209.48	70	90	100	40	50	60
57	230.54	237.81	70	90	100	40	50	60
60	242.66	249.95	80	100	100	40	50	60
76	307.32	314.68	80	100	100	40	56	60
95	384.11	391.52	80	100	120	45	56	67
114	460.91	468.35	80	100	120	45	63	67

Dimensiones para tipo Americano - (ASA - ANSI)
Measurement for American type (ASA - ANSI)

PASO/Pitch	T	N	M2	M3	T1
ASA40 (1/2)	7	7.4	21.4	35.8	7.2

Dimensiones para tipo Europeo - (BS - ISO)
Measurement for European type (BS - ISO)

PASO/Pitch	T	N	M2	M3	T1
08 - 1/2	7.1	6.8	21	34.9	7.1

Tabla de Transmisión de Potencia - Paso 1/2" (ASA 40)

Power Transmission Chart - Pitch 1/2" (ASA 40)

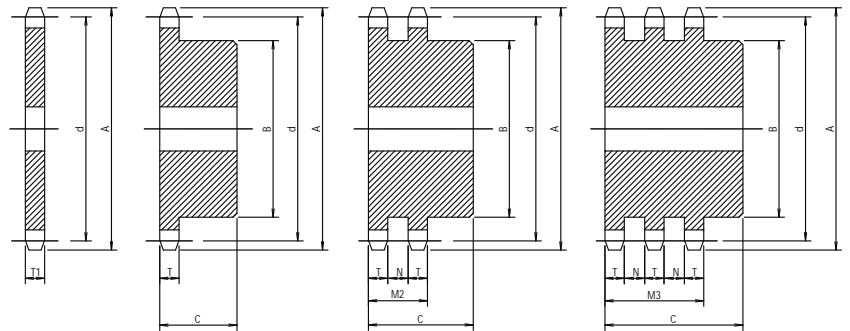
N° dientes Z	Revoluciones por minuto (RPM) engranaje más chico - <i>RPM Sprocket</i>																
	50	100	200	400	500	700	900	1200	1800	2400	3000	3500	4000	5000	6000	7000	8000
11	0.23	0.43	0.80	1.50	1.83	2.48	3.11	4.63	4.66	3.03	2.17	1.72	1.41	1.01	0.77	0.61	0.50
12	0.25	0.47	0.88	1.65	2.01	2.73	3.42	5.09	5.31	3.45	2.47	1.96	1.60	1.15	0.87	0.69	0.57
13	0.28	0.52	0.96	1.80	2.20	2.97	3.73	5.55	5.99	3.89	2.79	2.21	1.81	1.29	0.98	0.78	0.64
14	0.30	0.56	1.04	1.95	2.38	3.22	4.04	6.01	6.70	4.35	3.11	2.47	2.02	1.45	1.10	0.87	0.71
15	0.32	0.60	1.12	2.10	2.56	3.47	4.35	6.47	7.43	4.82	3.45	2.74	2.24	1.60	1.22	0.97	0.79
16	0.35	0.65	1.20	2.25	2.75	3.72	4.66	6.94	8.18	5.31	3.80	3.02	2.47	1.77	1.34	1.07	0.87
17	0.37	0.69	1.29	2.40	2.93	3.97	4.98	7.41	8.96	5.82	4.17	3.31	2.71	1.94	1.47	1.17	0.96
18	0.39	0.73	1.37	2.55	3.12	4.22	5.30	7.88	9.76	6.34	4.54	3.60	2.95	2.11	1.60	1.27	-
19	0.42	0.78	1.45	2.71	3.31	4.48	5.62	8.36	10.50	6.88	4.92	3.91	3.20	2.29	1.74	1.38	-
20	0.44	0.82	1.53	2.86	3.50	4.73	5.94	8.83	11.10	7.43	5.31	4.22	3.45	2.47	1.88	1.49	-
21	0.46	0.87	1.62	3.02	3.69	4.99	6.26	9.31	11.70	7.99	5.72	4.54	3.71	2.66	2.02	1.60	-
22	0.49	0.91	1.70	3.17	3.88	5.25	6.58	9.79	12.30	8.57	6.13	4.87	3.98	2.85	2.17	1.72	-
23	0.51	0.96	1.78	3.33	4.07	5.51	6.90	10.30	12.90	9.13	6.55	5.20	4.26	3.05	2.31	1.84	-
24	0.54	1.00	1.87	3.48	4.26	5.76	7.23	10.80	13.50	9.76	6.99	5.54	4.54	3.25	2.47	1.96	-
25	0.56	1.05	1.95	3.64	4.45	6.02	7.55	11.20	14.10	10.40	7.43	5.89	4.82	3.45	2.63	-	-
26	0.58	1.09	2.04	3.80	4.64	6.28	7.88	11.70	14.70	11.00	7.88	6.25	5.12	3.66	2.79	-	-
28	0.63	1.18	2.20	4.11	5.03	6.81	8.54	12.70	15.90	12.30	8.80	6.99	5.72	4.09	3.11	-	-
30	0.68	1.27	2.38	4.43	5.42	7.33	9.20	13.70	17.20	13.60	9.76	7.75	6.34	4.54	3.45	-	-
32	0.73	1.36	2.55	4.75	5.81	7.86	9.86	14.70	18.40	15.00	10.80	8.64	6.99	5.00	-	-	-
35	0.81	1.50	2.81	5.24	6.40	8.66	10.90	16.20	20.30	17.20	12.30	9.76	7.99	5.76	-	-	-
40	0.93	1.74	3.24	6.05	7.39	10.00	12.50	18.70	23.40	21.00	15.00	11.90	9.76	6.99	-	-	-
45	1.06	1.97	3.68	6.87	8.40	11.40	14.20	21.20	26.60	25.10	17.90	14.20	11.70	-	-	-	-

Potencia expresada en HP/Power in HP

Factores de hileras múltiples <i>Multiple Line Factor</i>	
Hileras	Factor hilera
1	1.0
2	1.9
3	2.8
4	3.7

Discos y Piñones de Acero para Transmisiones de Cadenas de Rodillos

Sprockets and Plate Wheels for Roller Chain



Paso - Pitch 5/8" ASA 50 15,875 mm BS 10 **ØRodillo - Roller 10,16 mm**
ØRodillo - Roller 10,16 mm

Z	Diámetro Primitivo(d) Pitch Circle Diameter(d)	Diámetro Exterior(A) Top Diameter(A)	Diámetro Cubo(B) Hub Diameter(B)			Largo Total(C) Total Length(C)		
			S	D	T	S	D	T
9	46.42	53.14	30	30	30	30	40	60
10	51.37	58.38	35	35	35	30	40	60
11	56.35	63.59	37	39	39	30	40	60
12	61.34	68.77	42	44	44	30	40	60
13	66.33	73.93	47	49	49	30	40	60
14	71.34	79.08	52	54	54	30	40	60
15	76.35	84.21	57	59	59	30	40	60
16	81.37	89.33	60	64	64	30	45	60
17	86.39	94.45	60	69	69	30	45	60
18	91.42	99.56	70	74	74	30	45	60
19	96.45	104.66	70	79	79	30	45	60
20	101.48	109.76	75	84	84	30	45	60
21	106.51	114.85	75	85	85	30	45	60
22	111.55	119.94	80	90	90	30	45	60
23	116.59	125.02	80	95	95	30	45	60
24	121.62	130.11	80	100	100	30	45	60
25	126.66	135.19	80	105	105	30	45	60
26	131.70	140.27	85	110	110	35	45	60
27	136.74	145.34	85	110	110	35	45	60
28	141.79	150.42	90	115	115	35	45	60
29	146.83	155.49	90	115	115	35	45	60
30	151.87	160.57	90	120	120	35	45	60
35	177.10	185.91	80	100	100	40	50	60
38	192.24	201.11	80	100	100	40	50	60
40	202.33	211.24	80	100	100	40	50	60
45	227.58	236.55	80	100	100	40	50	60
50	252.82	261.85	90	100	100	45	50	63
57	288.18	297.26	90	100	100	45	50	63
60	303.33	312.44	90	100	100	50	50	67
76	384.15	393.35	90	100	110	50	50	67
95	480.14	489.40	100	110	120	56	63	70
114	576.13	585.44	100	110	120	56	63	70

	Macizo Solid
	Cubo soldado Welded Hub
	Pieza soldada Welded Piece

Dimensiones para tipo Americano - (ASA - ANSI)
Measurement for American type (ASA - ANSI)

PASO	T	N	M2	M3	T1
ASA50 (5/8)	8.4	9.7	26.5	44.6	8.7

Dimensiones para tipo Europeo - (BS - ISO)
Measurement for European type (BS - ISO)

PASO	T	N	M2	M3	T1
10 - 5/8	9	7.6	25.6	42.2	9

Nos esforzamos con el objetivo de mantener las dimensiones que se encuentran en este catálogo, aunque en determinadas situaciones estas pueden verse alteradas debido a cambios en el proceso de producción. Si alguna de las dimensiones presentes en este catálogo es crítica para su aplicación, consultar para su confirmación.
 Every effort is made to maintain the dimensions current in this catalog, although in certain situations they may be altered due to changes in the production process. If any of the dimensions present in this catalog is critical for your application, consult for confirmation.

Tabla de Transmisión de Potencia - Paso 3/4" (ASA 60) Power Transmission Chart - Pitch 5/8" (ASA 50)

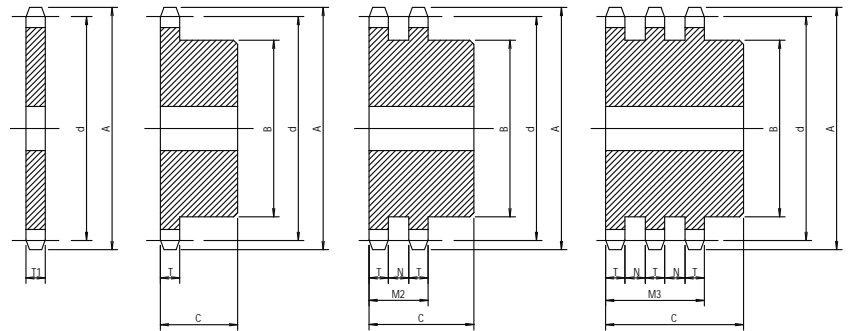
N° dientes z	Revoluciones por minuto (RPM) engranaje más chico - <i>RPM Sprocket</i>																		
	50	100	300	500	900	1200	1400	1800	2100	2400	2700	3000	3500	4000	4500	5000	5500	5500	6000
11	0.45	0.84	2.25	3.57	6.06	7.85	8.13	5.58	4.42	3.62	3.04	2.59	2.06	1.68	1.41	1.20	1.04	1.04	0.92
12	0.49	0.92	2.47	3.92	6.65	8.62	9.26	6.34	5.04	4.13	3.46	2.95	2.34	1.92	1.64	1.37	1.19	1.19	1.04
13	0.54	1.00	2.70	4.27	7.25	9.40	10.40	7.16	5.69	4.65	3.90	3.33	2.64	2.16	1.81	1.55	1.34	1.34	-
14	0.58	1.09	2.92	4.63	7.86	10.20	11.70	8.01	6.35	5.20	4.36	3.72	2.95	2.42	2.03	1.73	1.50	1.50	-
15	0.63	1.17	3.15	4.99	8.47	11.00	12.60	8.88	7.05	5.77	4.83	4.13	3.27	2.68	2.25	1.92	1.66	1.66	-
16	0.67	1.23	3.38	5.35	9.08	11.80	13.50	9.78	7.76	6.35	5.32	4.55	3.61	2.95	2.47	2.11	1.83	1.83	-
17	0.72	1.34	3.61	5.71	9.69	12.60	14.40	10.70	8.50	6.96	5.83	4.98	3.95	3.23	2.71	2.31	2.01	2.01	-
18	0.76	1.43	3.83	6.07	10.30	13.40	15.30	11.70	9.26	7.58	6.35	5.42	4.30	3.52	2.95	2.52	-	-	-
19	0.81	1.51	4.07	6.44	10.90	14.20	16.30	12.70	10.00	8.22	6.89	5.88	4.67	3.82	3.20	2.73	-	-	-
20	0.86	1.60	4.30	6.80	11.50	15.00	17.20	13.70	10.80	8.88	7.44	6.35	5.04	4.13	3.46	2.95	-	-	-
21	0.90	1.69	4.53	7.17	12.20	15.80	18.10	14.70	11.70	9.55	8.01	6.84	5.42	4.44	3.72	3.18	-	-	-
22	0.95	1.77	4.76	7.54	12.80	16.60	19.10	15.80	12.50	10.20	8.59	7.39	5.82	4.76	3.99	3.41	-	-	-
23	1.00	1.86	5.00	7.91	13.40	17.40	20.00	16.90	13.40	11.00	9.18	7.84	6.22	5.09	4.27	-	-	-	-
24	1.04	1.95	5.23	8.29	14.10	18.20	20.90	18.00	14.30	11.70	9.78	8.36	6.33	5.42	4.55	-	-	-	-
25	1.09	2.03	5.47	8.66	14.70	19.00	21.90	19.10	15.20	12.40	10.40	8.88	7.05	5.77	4.83	-	-	-	-
26	1.14	2.12	5.70	9.03	15.30	19.90	22.80	20.30	16.10	13.20	11.00	9.42	7.47	6.12	5.13	-	-	-	-
28	1.23	2.30	6.18	9.79	16.60	21.50	24.70	22.60	18.00	14.70	12.30	10.50	8.35	6.84	5.73	-	-	-	-
30	1.33	2.49	6.66	10.50	17.90	23.20	26.60	25.10	19.90	16.30	13.70	11.70	9.26	7.58	-	-	-	-	-
32	1.42	2.66	7.14	11.30	19.20	24.90	28.60	27.70	22.00	18.00	15.10	12.90	10.20	8.32	-	-	-	-	-
35	1.57	2.93	7.86	12.50	21.10	27.40	31.50	31.60	25.10	20.60	17.20	14.70	11.70	9.55	-	-	-	-	-
40	1.81	3.38	9.08	14.40	24.40	31.60	36.00	38.70	30.70	25.10	21.00	18.00	14.30	-	-	-	-	-	-
45	2.06	3.84	10.30	16.30	27.70	35.90	41.30	46.10	36.60	30.00	25.10	21.40	-	-	-	-	-	-	-

Potencia expresada en HP/Power in HP

Factores de hileras múltiples <i>Multiple Line Factor</i>	
Hileras	Factor hilera
1	1.0
2	1.9
3	2.8
4	3.7

Discos y Piñones de Acero para Transmisiones de Cadenas de Rodillos

Sprockets and Plate Wheels for Roller Chain



	Macizo Solid
	Cubo soldado Welded Hub
	Pieza soldada Welded Piece

Paso - Pitch 3/4" ASA 60 19,05 mm BS 12 **ØRodillo - Roller 11,913 mm**
ØRodillo - Roller 12,07 mm

Z	Diámetro Primitivo(d) Pitch Circle Diameter(d)	Diámetro Exterior(A) Top Diameter(A)	Diámetro Cubo(B) Hub Diameter(B)			Largo Total(C) Total Length(C)		
			S	D	T	S	D	T
9	55.70	63.77	37	37	37	35	56	70
10	61.65	70.06	42	42	42	35	56	70
11	67.62	76.31	46	47	47	35	56	70
12	73.60	82.53	52	53	53	35	56	70
13	79.60	88.72	58	59	59	35	56	70
14	85.61	94.89	64	65	65	35	56	70
15	91.63	101.05	70	71	71	35	56	70
16	97.65	107.20	75	77	77	35	56	70
17	103.67	113.34	80	83	83	35	56	70
18	109.70	119.47	80	89	89	35	56	70
19	115.74	125.59	80	95	95	35	56	70
20	121.78	131.71	80	100	100	35	56	70
21	127.82	137.82	90	100	100	40	56	70
22	133.86	143.93	90	100	100	40	56	70
23	139.90	150.03	90	110	110	40	56	70
24	145.95	156.13	90	110	110	40	56	70
25	151.99	162.23	95	120	120	40	56	70
26	158.04	168.32	95	120	120	40	56	70
27	164.09	174.41	95	120	120	40	56	70
28	170.14	180.50	95	120	120	40	56	70
29	176.19	186.59	95	120	120	40	56	70
30	182.25	192.68	95	120	120	40	56	70
35	212.52	223.09	90	100	120	40	63	80
38	230.69	241.33	100	110	120	40	63	80
40	242.80	253.48	100	110	120	40	63	80
45	273.09	283.86	100	110	120	56	63	80
50	303.39	314.22	100	120	140	56	63	80
57	345.81	356.72	100	120	140	56	63	80
60	363.99	374.93	100	120	140	56	63	80
76	460.98	472.02	100	125	150	56	63	80
95	576.17	587.28	100	125	160	65	70	90
114	691.36	702.53	100	125	160	65	70	90

Dimensiones para tipo Americano - (ASA - ANSI)
Measurement for American type (ASA - ANSI)

PASO/Pitch	T	N	M2	M3	T1
ASA60 (3/4)	11.3	11.5	34.1	56.9	11.7

Dimensiones para tipo Europeo - (BS - ISO)
Measurement for European type (BS - ISO)

PASO	T	N	M2	M3	T1
12 - 3/4	10.9	8.6	30.4	49.8	10.9

Tabla de Transmisión de Potencia - Paso 3/4" (ASA 60)

Power Transmission Chart - Pitch 3/4" (ASA 60)

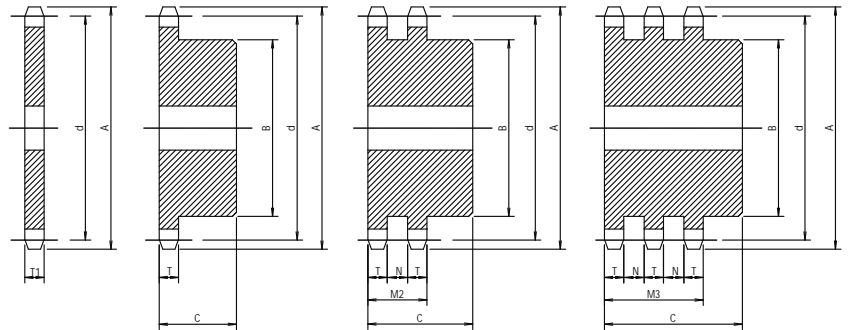
N° dientes z	Revoluciones por minuto (RPM) engranaje más chico - <i>RPM Sprocket</i>															
	50	100	200	500	700	900	1200	1400	1600	1800	2000	2500	3000	3500	4000	4500
11	0.77	1.44	2.69	6.13	8.30	10.40	11.90	9.41	7.70	6.45	5.51	3.94	3.00	2.38	1.95	1.63
12	0.85	1.58	2.95	6.74	9.12	11.40	13.50	10.70	8.77	7.35	6.28	4.49	3.42	2.71	2.22	1.86
13	0.92	1.73	3.22	7.34	9.94	12.50	15.20	12.10	9.89	8.29	7.08	5.06	3.85	3.06	2.50	-
14	1.00	1.87	3.49	7.96	10.80	13.50	17.00	13.50	11.10	9.26	7.91	5.66	4.31	3.42	2.80	-
15	1.08	2.01	3.76	8.57	11.60	14.50	18.80	15.00	12.30	10.30	8.77	6.28	4.77	3.79	3.10	-
16	1.13	2.16	4.03	9.19	12.40	15.60	20.20	16.50	13.50	11.30	9.66	6.91	5.26	4.17	3.42	-
17	1.24	2.31	4.30	9.81	13.30	16.70	21.60	18.10	14.80	12.40	10.60	7.57	5.76	4.57	3.74	-
18	1.31	2.45	4.58	10.40	14.40	17.70	22.90	19.70	16.10	13.50	11.50	8.25	6.28	4.98	4.08	-
19	1.39	2.60	4.85	11.10	15.00	18.80	24.30	21.40	17.50	14.60	12.50	8.95	6.81	5.40	4.42	-
20	1.47	2.75	5.13	11.70	15.80	19.80	25.70	23.10	18.90	15.80	13.50	9.66	7.35	5.83	-	-
21	1.55	2.90	5.40	12.30	16.70	20.90	27.10	24.80	20.30	17.00	14.50	10.40	7.91	6.28	-	-
22	1.63	3.05	5.68	13.00	17.50	22.00	28.50	26.60	21.80	18.20	15.60	11.10	8.48	6.73	-	-
23	1.71	3.19	5.96	13.60	18.40	23.10	29.90	28.40	23.30	19.50	16.70	11.90	9.07	7.19	-	-
24	1.79	3.35	6.24	14.20	19.30	24.10	31.30	30.30	24.80	20.80	17.80	12.70	9.66	7.67	-	-
25	1.87	3.50	6.52	14.90	20.10	25.30	32.70	32.20	26.40	22.10	18.90	13.50	10.30	8.15	-	-
26	1.95	3.65	6.81	15.50	21.00	26.40	34.10	34.20	28.00	23.40	20.00	14.30	10.90	8.65	-	-
28	2.12	3.95	7.37	16.80	22.80	28.50	37.00	38.20	31.30	26.20	22.40	16.00	12.20	-	-	-
30	2.28	4.26	7.94	18.10	24.50	30.80	39.80	42.40	34.70	29.10	24.80	17.80	13.50	-	-	-
32	2.45	4.56	8.52	19.40	26.30	33.00	42.70	46.70	38.20	32.00	27.30	19.60	14.90	-	-	-
35	2.69	5.03	9.38	21.40	29.00	36.30	47.10	53.40	43.70	36.60	31.30	22.40	17.00	-	-	-
40	3.11	5.81	10.80	23.70	33.50	42.00	54.40	62.50	53.40	44.70	38.20	27.30	-	-	-	-
45	3.53	6.60	12.30	28.10	38.00	47.70	61.70	70.90	63.70	53.40	45.60	32.60	-	-	-	-

Potencia expresada en HP/Power in HP

Factores de hileras múltiples <i>Multiple Line Factor</i>	
Hileras	Factor hilera
1	1.0
2	1.9
3	2.8
4	3.7

Discos y Piñones de Acero para Transmisiones de Cadenas de Rodillos

Sprockets and Plate Wheels for Roller Chain



	Macizo Solid
	Cubo soldado Welded Hub
	Pieza soldada Welded Piece

Paso- Pitch 1" 25,4 mm BS 16 **ASA 80** **ØRodillo - Roller 15,88 mm**
ØRodillo - Roller 15,88 mm

Z	Diámetro Primitivo(d) Pitch Circle Diameter(d)	Diámetro Exterior(A) Top Diameter(A)	Diámetro Cubo(B) Hub Diameter(B)			Largo Total(C) Total Length(C)		
			S	D	T	S	D	T
9	74.26	85.03	50	50	50	40	70	100
10	82.20	93.41	55	56	56	40	70	100
11	90.16	101.74	61	64	64	40	70	100
12	98.14	110.03	69	72	72	40	70	100
13	106.14	118.29	78	80	80	40	70	100
14	114.15	126.52	84	88	88	40	70	100
15	122.17	134.74	92	96	96	45	70	100
16	130.20	142.93	100	104	104	45	70	100
17	138.23	151.12	100	112	112	45	70	100
18	146.27	159.29	100	120	120	45	70	100
19	154.32	167.45	100	120	120	45	70	100
20	162.37	175.61	100	120	120	45	70	100
21	170.42	183.76	110	125	125	50	70	100
22	178.48	191.90	110	125	125	50	70	100
23	186.54	200.04	110	125	125	50	70	100
24	194.60	208.17	110	125	125	50	70	100
25	202.66	216.30	110	125	125	50	70	100
26	210.72	224.43	120	125	125	50	70	100
27	218.79	232.55	120	125	125	50	70	100
28	226.86	240.67	120	125	125	50	70	100
29	234.93	248.79	120	125	125	50	70	100
30	243.00	256.90	120	125	125	50	70	100
35	283.36	297.46	120	140	150	50	70	100
38	307.58	321.77	120	140	150	50	75	100
40	323.74	337.98	120	140	150	50	75	100
45	364.12	378.48	120	140	150	70	75	100
50	404.52	418.96	125	140	150	70	90	100
57	461.08	475.62	125	150	160	70	90	100
60	485.33	499.90	125	150	160	80	90	115
76	614.64	629.36	140	150	160	80	95	115
95	768.22	783.04	140	160	175	80	95	120
114	921.81	936.70	150	160	175	80	95	130

Dimensiones para tipo Americano - (ASA - ANSI)
Measurement for American type (ASA - ANSI)

PASO/Pitch	T	N	M2	M3	T1
ASA80 (1)	14.1	15.2	43.4	72.7	14.6

Dimensiones para tipo Europeo - (BS - ISO)
Measurement for European type (BS - ISO)

PASO/Pitch	T	N	M2	M3	T1
16 - 1	15.5	16.1	47.7	79.6	15

Tabla de Transmisión de Potencia - Paso 1" (ASA 80)

Power Transmission Chart - Pitch 1" (ASA 80)

N° dientes z	Revoluciones por minuto (RPM) engranaje más chico - RPM Sprocket																			
	25	50	100	200	300	400	500	700	900	1000	1200	1400	1600	1800	2000	2200	2400	2700	3000	3400
11	0.97	1.8	3.36	6.28	9.04	11.7	14.3	19.4	23	19.6	14.9	11.8	9.69	8.12	6.93	6.01	5.27	4.42	3.77	1.7
12	1.06	1.98	3.69	6.89	9.93	12.9	15.7	21.3	26.2	22.3	17	13.5	11	9.25	7.9	6.85	6.01	5.04	4.3	-
13	1.16	2.16	4.03	7.52	10.8	14	17.1	23.2	29.1	25.2	19.2	15.2	12.5	10.4	8.91	7.72	6.78	5.68	4.85	-
14	1.25	2.34	4.36	8.14	11.7	15.2	18.6	25.1	31.5	28.2	21.4	17	13.9	11.7	9.96	6.83	7.57	6.35	5.42	-
15	1.35	2.52	4.7	8.77	12.6	16.4	20	27.1	34	31.2	23.8	18.9	15.4	12.9	11	9.57	8.4	7.04	6.01	-
16	1.45	2.7	5.04	9.41	13.5	17.6	21.5	29	36.4	34.4	26.2	20.8	17	14.2	12.2	10.5	9.25	7.76	6.62	-
17	1.55	2.88	5.38	10	14.5	18.7	22.9	31	38.9	37.7	28.7	22.7	18.6	15.6	13.3	11.5	10.1	8.49	7.25	-
18	1.64	3.07	5.72	10.7	15.4	19.9	24.4	33	41.4	41.1	31.2	24.8	20.3	17	14.5	12.6	11	9.25	7.9	-
19	1.74	3.25	6.07	11.3	16.3	21.1	25.8	35	43.8	44.5	33.9	26.9	22	18.4	15.7	13.6	12	10	8.57	-
20	1.84	3.44	6.41	12	17.2	22.3	27.3	37	46.3	48.1	36.6	29	23.8	19.9	17	14.7	12.9	10.5	-	-
21	1.94	3.62	6.76	12.6	18.2	23.5	28.8	39	48.9	51.7	39.4	31.2	25.6	21.4	18.3	15.9	13.9	11.7	-	-
22	2.04	3.81	7.11	13.6	19.1	24.8	30.3	41	51.4	55.5	42.2	33.5	27.4	23	19.6	17	14.9	12.5	-	-
23	2.14	4	7.46	13.9	20.1	26	31.8	43	53.9	59.3	45.1	35.8	29.3	24.6	21	18.2	15.9	13.4	-	-
24	2.24	4.19	7.81	14.6	21	27.2	33.2	45	56.4	62	48.1	38.2	31.2	26.2	22.3	19.4	17	14.2	-	-
25	2.34	4.37	8.16	15.2	21.9	28.4	34.7	47	59	64.8	51.1	40.6	33.2	27.8	23.8	20.6	18.1	15.1	-	-
26	2.45	4.56	8.52	15.9	22.9	29.7	36.2	49.1	61.5	67.6	54.2	43	35.2	29.5	25.2	21.8	19.2	16.1	-	-
28	2.65	4.94	9.23	17.2	24.8	32.1	39.3	53.2	66.7	73.3	60.6	48.1	39.4	33	28.2	24.4	21.4	-	-	-
30	2.85	5.33	9.94	18.5	26.7	34.6	42.3	57.3	71.8	78.9	67.2	53.3	43.6	36.6	31.2	27.1	23.8	-	-	-
32	3.06	5.71	10.7	19.9	28.6	37.1	45.4	61.4	77	84.6	74	58.7	48.1	40.3	34.4	29.8	26.2	-	-	-
35	3.37	6.29	11.7	21.9	31.6	40.9	50	67.6	84.8	93.3	84.7	67.2	55	46.1	39.4	34.1	-	-	-	-
40	3.89	7.27	13.6	25.3	36.4	47.2	57.7	78.1	98	108	103	82.1	67.2	56.3	47.1	20	-	-	-	-
45	4.4	8.25	15.4	28.7	41.4	53.6	65.6	88.7	111	122	123	98	80.2	67.2	54.1	-	-	-	-	-

Potencia expresada en HP/Power in HP

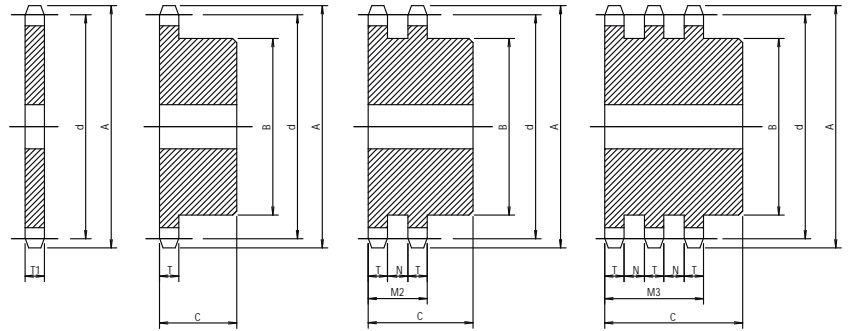
Factores de hileras múltiples
Multiple Line Factor

Hileras	Factor hilera
1	1.0
2	1.9
3	2.8
4	3.7

Esta tabla equivale a engranajes de una hilera de dientes, multiplicar por el factor de hileras múltiples para engranajes de mayor cantidad de hileras.
The values shown above are for simplex sprockets. Use the multiple line factor according to the sprocket lines.

Discos y Piñones de Acero para Transmisiones de Cadenas de Rodillos

Sprockets and Plate Wheels for Roller Chain



Paso - Pitch 11/4" ASA 100 ØRodillo - Roller 19,05 mm
31,75 mm BS 20 ØRodillo - Roller 19,05 mm

Z	Diámetro Primitivo(d) Pitch Circle Diameter(d)	Diámetro Exterior(A) Top Diameter(A)	Diámetro Cubo(B) Hub Diameter(B)			Largo Total(C) Total Length(C)		
			S	D	T	S	D	T
9	92.83	106.28	65	65	65	45	80	115
10	102.75	116.77	70	70	70	45	80	115
11	112.70	127.18	77	77	77	45	80	115
12	122.67	137.54	88	88	88	45	80	115
13	132.67	147.86	98	100	100	45	80	115
14	142.68	158.16	108	108	108	45	80	115
15	152.71	168.42	90	90	90	50	80	115
16	162.75	178.67	100	100	100	50	80	115
17	172.79	188.90	100	110	110	50	80	115
18	182.84	199.11	100	120	120	50	80	115
19	192.90	209.32	100	120	120	50	80	115
20	202.96	219.51	110	120	120	50	80	115
21	213.03	229.70	110	140	140	55	80	115
22	223.10	239.88	110	140	140	55	80	115
23	233.17	250.05	110	140	140	55	80	115
24	243.25	260.22	120	180	180	55	80	115
25	253.32	270.38	120	200	200	55	80	115
26	263.41	280.53	120	200	200	55	80	115
27	273.49	290.69	120	200	200	55	80	115
28	283.57	300.84	120	200	200	55	80	115
29	293.66	310.99	120	200	200	55	80	115
30	303.75	321.13	120	200	200	55	80	115
35	354.20	371.82	130	200	200	60	90	130
38	384.48	402.22	130	140	140	70	90	130
40	404.67	422.47	130	140	140	70	90	130
45	455.15	473.10	130	140	140	70	90	130
50	505.65	523.70	140	150	150	80	100	130
57	576.35	594.53	140	150	150	80	100	130
60	606.66	624.88	140	150	150	80	100	130
76	768.30	786.69	140	160	160	90	110	140
95	960.28	978.80	150	175	175	90	110	140

	Macizo Solid
	Cubo soldado Welded Hub
	Pieza soldada Welded Piece

Dimensiones para tipo Americano - (ASA - ANSI)
Measurement for American type (ASA - ANSI)

PASO/Pitch	T	N	M2	M3	T1
ASA100 (11/4)	17	18.8	52.8	88.6	17.6

Dimensiones para tipo Europeo - (BS - ISO)
Measurement for European type (BS - ISO)

PASO/Pitch	T	N	M2	M3	T1
20 - 11/4	18.2	18.2	54.6	91.1	18.2



Tabla de Transmisión de Potencia - Paso 11/4" (ASA 100)

Power Transmission Chart - Pitch 11/4" (ASA 100)

N° dientes Z	Revoluciones por minuto (RPM) engranaje más chico - RPM Sprocket																						
	10	25	50	100	200	300	400	500	600	700	800	900	1000	1100	1200	1300	1400	1600	1800	2000	2200	2400	2600
11	0.81	1.85	3.45	6.44	12.00	17.30	22.40	27.40	32.30	37.10	32.80	27.50	23.40	20.30	17.80	15.80	14.20	11.60	9.71	8.29	7.19	6.31	1.29
12	0.89	2.03	3.79	7.08	13.20	19.00	24.60	30.10	35.50	40.80	37.30	31.30	26.70	23.20	20.30	18.00	16.10	13.20	11.10	9.45	8.19	7.19	-
13	0.97	2.22	4.13	7.72	14.40	20.70	26.90	32.80	38.70	44.50	42.10	35.30	30.10	26.10	22.90	20.30	18.20	14.90	12.50	10.60	9.23	8.10	-
14	1.05	2.40	4.48	8.36	15.60	22.50	29.10	35.60	41.90	48.20	47.00	39.40	33.70	29.20	25.60	22.70	20.30	16.60	13.90	11.90	10.30	9.06	-
15	1.13	2.59	4.83	9.01	16.80	24.20	31.40	38.30	45.20	51.90	52.20	43.70	37.30	32.40	28.40	25.20	22.50	18.40	15.50	13.20	11.40	10.00	-
16	1.22	2.77	5.17	9.66	18.00	26.00	33.60	41.10	48.40	55.60	57.50	48.20	41.10	35.70	31.30	27.70	24.80	20.30	17.00	14.50	12.80	11.10	-
17	1.30	2.96	5.52	10.30	19.20	27.70	35.90	43.90	51.70	59.40	63.00	52.80	45.00	39.00	34.30	30.40	27.20	22.30	18.70	15.90	13.80	10.79	-
18	1.38	3.15	5.88	11.00	20.50	29.50	38.20	46.70	55.00	63.20	68.60	57.50	49.10	42.50	37.30	33.10	29.60	24.20	20.30	17.40	15.00	-	-
19	1.46	3.34	6.23	11.60	21.70	31.20	40.50	49.50	58.30	67.00	74.40	62.30	53.20	46.10	40.50	35.90	32.10	26.30	22.00	18.80	16.30	-	-
20	1.55	3.53	6.58	12.30	22.90	33.00	42.80	52.30	61.60	70.80	79.80	67.30	57.50	49.80	43.70	38.80	34.70	28.40	23.80	20.30	17.60	-	-
21	1.63	3.72	6.94	13.00	24.20	34.80	45.10	55.10	65.00	74.60	84.20	72.40	61.80	53.60	47.00	41.70	37.30	30.60	25.60	21.90	19.00	-	-
22	1.71	3.91	7.30	13.60	25.40	36.60	47.40	58.00	68.30	78.50	88.50	77.70	66.30	57.50	50.40	44.70	40.00	32.80	27.50	23.40	20.30	-	-
23	1.80	4.10	7.66	14.30	26.70	38.40	49.80	60.80	71.70	82.30	92.80	83.00	70.90	61.40	53.90	47.80	42.80	35.00	29.40	25.10	7.74	-	-
24	1.88	4.30	8.02	15.00	27.90	40.20	52.10	63.70	75.00	86.20	97.20	88.50	75.60	65.50	57.50	51.00	45.60	37.30	31.30	26.70	-	-	-
25	1.97	4.49	8.38	15.60	29.20	42.00	54.40	66.60	78.40	90.10	102.0	94.10	80.30	69.60	61.10	54.20	48.50	39.70	33.30	28.40	-	-	-
26	2.05	4.68	8.74	16.30	30.40	43.80	56.80	69.40	81.80	94.00	106.0	99.80	85.20	73.80	64.80	57.50	51.40	42.10	35.30	30.10	-	-	-
28	2.22	5.07	9.47	17.70	33.00	47.50	61.50	75.20	88.60	102.0	115.0	112.0	95.20	82.50	72.40	64.20	57.50	47.00	39.40	33.70	-	-	-
30	2.40	5.47	10.20	19.00	35.50	51.20	66.30	81.00	95.50	110.0	124.0	124.0	106.0	91.50	80.30	71.20	63.70	52.20	43.70	10.00	-	-	-
32	2.57	5.86	10.90	20.40	38.10	54.90	71.10	86.90	102.0	118.0	133.0	136.0	116.0	101.0	88.50	78.50	70.20	57.50	48.20	-	-	-	-
35	2.83	6.46	12.00	22.50	42.00	60.40	78.30	95.70	113.0	130.0	146.0	156.0	133.0	115.0	101.0	89.80	80.30	65.80	55.10	-	-	-	-
40	3.27	7.46	13.90	26.00	48.50	69.80	90.40	111.0	130.0	150.0	169.0	188.0	163.0	141.0	124.0	110.0	98.10	80.30	-	-	-	-	-
45	3.71	8.47	15.80	29.50	55.00	79.30	103	126.0	148.0	170.0	192.0	213.0	194.0	168.0	148.0	131.0	117.0	45.30	-	-	-	-	-

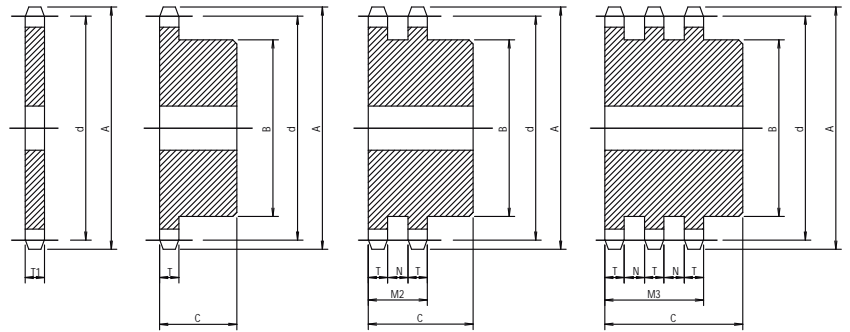
Potencia expresada en HP/Power in HP

Factores de hileras múltiples Multiple Line Factor	
Hileras	Factor hilera
1	1.0
2	1.9
3	2.8
4	3.7

Esta tabla equivale a engranajes de una hilera de dientes, multiplicar por el factor de hileras múltiples para engranajes de mayor cantidad de hileras.
The values shown above are for simplex sprockets. Use the multiple line factor according to the sprocket lines.

Discos y Piñones de Acero para Transmisiones de Cadenas de Rodillos

Sprockets and Plate Wheels for Roller Chain



Paso 1 1/2" ASA 120 Rodillo 22,22 mm Roller 38.1 mm BS 24 Rodillo 25,4 mm

Z	Diámetro Primitivo Pitch Circle Diameter	Diámetro Exterior Top Diameter	Diámetro Cubo Hub Diameter			Largo Total Total Length		
			S	D	T	S	D	T(1)
9	111.40	127.54	70	70	70	55	100	140
10	123.29	140.12	80	80	80	55	100	140
11	135.23	152.62	90	90	90	55	100	140
12	147.21	165.05	102	102	102	55	100	140
13	159.20	177.44	114	114	114	55	100	140
14	171.22	189.79	100	100	100	60	100	140
15	183.25	202.11	110	110	110	60	100	140
16	195.29	214.40	120	125	125	60	100	140
17	207.35	226.68	125	140	140	60	100	140
18	219.41	238.94	125	140	140	60	100	140
19	231.48	251.18	125	140	140	60	100	140
20	243.55	263.41	125	180	180	60	100	140
21	255.63	275.64	125	200	200	65	100	140
22	267.72	287.85	140	200	200	65	100	140
23	279.80	300.06	140	200	200	65	100	140
24	291.90	312.26	140	200	200	65	100	140
25	303.99	324.45	140	200	200	65	100	140
26	316.09	336.64	140	200	200	65	100	140
27	328.19	348.83	140	200	200	65	100	140
28	340.29	361.01	150	200	200	65	100	140
29	352.39	373.18	150	200	200	65	100	140
30	364.49	385.36	150	160	160	65	100	140
35	425.04	446.19	150	160	160	65	100	140
38	461.37	482.66	150	160	160	90	110	140
40	485.60	506.97	150	160	160	90	110	140
45	546.19	567.72	150	160	160	90	110	140
50	606.78	628.44	150	160	160	90	110	140
57	691.62	713.43	150	160	160	100	120	140
60	727.99	749.85	160	170	170	100	120	140
76	921.96	944.03	160	170	170	100	120	140
95	1152.33	1174.56	175	175	175	100	140	150

	Macizo Solid
	Cubo soldado Welded Hub
	Pieza soldada Welded Piece

Dimensiones para tipo Americano - (ASA - ANSI) Measurement for American type (ASA - ANSI)

PASO	T	N	M2	M3	T1
ASA120 (1 1/2)	22.7	22.7	68.1	113.5	23.5
Chain Pitch	T	N	M2	M3	T1

Dimensiones para tipo Europeo - (BS - ISO) Measurement for European type (BS - ISO)

PASO	T	N	M2	M3	T1
24 - 1 1/2	23.6	24.8	72	120.3	23.6
Chain Pitch	T	N	M2	M3	T1

(1) B.S. Largo Total más 10 mm.



Tabla de Transmisión de Potencia - Paso 1 1/2" (ASA 120)

Power Transmission Chart - Pitch 1 1/2" (ASA 120)

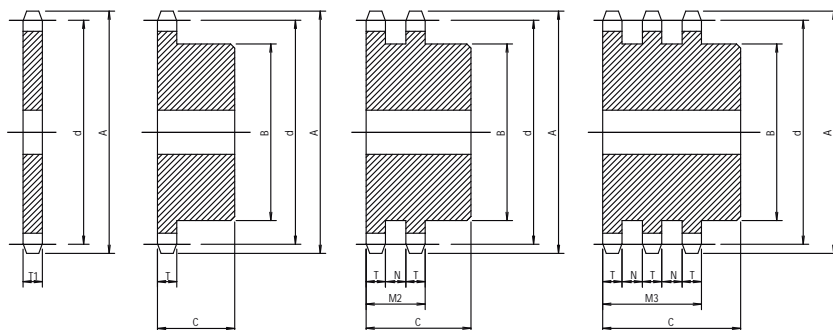
N° dientes z	Revoluciones por minuto (RPM) engranaje más chico - RPM Spøcket																								
	10	25	50	100	150	200	300	400	500	600	700	800	900	1000	1100	1200	1300	1400	1500	1600	1700	1800	1900	2000	2200
11	1.37	3.12	5.83	10.90	15.70	20.30	29.20	37.90	46.30	54.60	46.30	37.90	31.80	27.10	23.50	20.60	18.30	16.40	13.80	14.40	12.20	11.20	10.40	9.59	-
12	1.50	3.43	6.40	11.90	17.20	22.30	32.10	41.60	50.90	59.90	52.80	43.20	36.20	30.90	26.80	23.50	20.90	18.70	16.80	15.30	13.90	12.80	11.80	10.90	-
13	1.64	3.74	6.98	13.00	18.80	24.30	35.00	45.40	55.50	65.30	59.50	48.70	40.80	34.90	30.20	26.50	23.50	21.00	19.00	17.20	15.70	14.40	13.30	12.30	-
14	1.78	4.05	7.56	14.10	20.30	26.30	37.90	49.10	60.10	70.80	66.50	54.40	45.60	39.00	33.80	29.60	26.30	23.50	21.20	19.20	17.60	16.10	14.90	8.94	-
15	1.91	4.37	8.15	15.20	21.90	28.40	40.90	53.00	64.70	76.30	73.80	60.40	50.60	43.20	37.40	32.90	29.10	26.10	23.50	21.30	19.50	17.00	16.50	-	-
16	2.05	4.68	8.74	16.30	23.50	30.40	43.80	56.80	69.40	81.80	81.30	66.50	55.70	47.60	41.20	36.20	32.10	28.70	25.90	23.50	21.50	19.70	18.20	-	-
17	2.19	5.00	9.39	17.40	25.10	32.50	46.80	60.60	74.10	87.30	89.00	72.80	61.00	52.10	45.20	39.60	35.20	31.50	28.40	25.80	23.50	21.60	19.90	-	-
18	2.33	5.32	9.92	18.50	26.70	34.60	49.80	64.50	78.80	92.90	97.00	79.40	66.50	56.80	49.20	43.20	38.30	34.30	30.90	28.10	25.60	23.50	11.30	-	-
19	2.47	5.64	10.50	19.60	28.30	36.60	52.80	68.40	83.60	98.50	105.0	86.10	72.10	61.60	53.40	46.80	41.50	37.20	33.50	30.40	27.80	25.50	-	-	-
20	2.61	5.96	11.10	20.70	29.90	38.70	55.80	72.20	88.30	104.0	114.0	92.90	77.90	66.50	57.60	50.60	44.90	40.10	36.20	32.90	30.00	27.50	-	-	-
21	2.75	6.28	11.70	21.90	31.50	40.80	58.80	76.20	98.10	110.0	122.0	100.0	83.80	71.60	62.00	54.40	48.30	43.20	39.00	35.40	32.30	29.60	-	-	-
22	2.90	6.60	12.30	23.00	33.10	42.90	61.80	80.10	97.90	115.0	131.0	107.0	89.90	76.70	66.50	58.40	51.80	46.30	41.80	37.90	34.60	16.60	-	-	-
23	3.04	6.93	12.90	24.10	34.80	45.00	64.90	84.00	103.0	121.0	139.0	115.0	96.10	82.00	71.10	62.40	55.30	49.50	44.60	40.50	37.00	-	-	-	-
24	3.18	7.25	13.50	25.30	36.40	47.10	67.90	88.00	108.0	127.0	146.0	122.0	102.0	87.40	75.80	66.50	59.00	52.80	47.60	43.20	39.40	-	-	-	-
25	3.32	7.58	14.10	26.40	38.00	49.30	71.00	91.90	112.0	132.0	152.0	130.0	109.0	92.90	80.60	70.70	62.70	56.10	50.60	45.90	41.30	-	-	-	-
26	3.47	7.91	14.80	27.80	39.70	51.40	74.00	95.90	117.0	138.0	159.0	138.0	115.0	98.60	85.40	75.00	66.50	59.50	53.70	48.70	26.60	-	-	-	-
28	3.76	8.57	16.00	29.80	43.00	55.70	80.20	104.0	127.0	150.0	172.0	154.0	129.0	110.0	95.50	83.80	74.30	66.50	60.00	54.40	-	-	-	-	-
30	4.05	9.23	17.20	32.10	46.30	60.00	86.40	112.0	137.0	161.0	185.0	171.0	143.0	122.0	106.0	92.90	82.40	73.80	66.50	42.40	-	-	-	-	-
32	4.34	9.90	18.50	34.50	49.60	64.30	92.60	120.0	147.0	173.0	199.0	188.0	158.0	135.0	117.0	102.0	90.80	81.30	73.30	-	-	-	-	-	-
35	4.78	10.90	20.30	38.00	54.70	70.90	102.0	132.0	162.0	190.0	219.0	215.0	180.0	154.0	133.0	117.0	104.0	92.90	47.70	-	-	-	-	-	-
40	5.52	12.60	23.50	43.90	63.20	81.80	118.0	153.0	187.0	220.0	253.0	263.0	220.0	188.0	163.0	143.0	127.0	59.50	-	-	-	-	-	-	-
45	6.27	14.30	26.70	49.80	71.70	92.90	134.0	173.0	212.0	250.0	287.0	314.0	263.0	224.0	195.0	171.0	80.00	-	-	-	-	-	-	-	-

Potencia expresada en HP/Power in HP Factores de hileras múltiples
Multiple Line Factor

Hileras	Factor hilera
1	1.0
2	1.9
3	2.8
4	3.7

Discos y Piñones de Acero para Transmisiones de Cadenas de Rodillos

Sprockets and Plate Wheels for Roller Chain



Paso - Pitch 13/4" ASA 140 44,45 mm BS 28 **ØRodillo - Roller 25,4 mm**
ØRodillo - Roller 27,94 mm

Z	Diámetro Primitivo(d) Pitch Circle Diameter(d)	Diámetro Exterior(A) Top Diameter(A)	Diámetro Cubo(B) Hub Diameter(B)			Largo Total(C) Total Length(C)		
			S	D	T	S(1)	D(2)	T(2)
9	129.96	148.80	88	88	88	60	100	150
10	143.84	163.47	100	100	100	60	100	150
11	157.77	178.05	112	112	112	60	100	150
12	171.74	192.56	100	100	100	60	100	150
13	185.74	207.01	110	110	110	60	100	150
14	199.76	221.42	120	130	130	60	100	150
15	213.79	235.79	120	130	130	60	100	150
16	227.84	250.14	120	130	130	60	100	150
17	241.91	264.46	125	160	160	60	100	150
18	255.98	278.76	125	180	180	60	100	150
19	270.06	293.04	125	200	200	70	100	150
20	284.14	307.32	125	200	200	70	100	150
21	298.24	321.58	125	200	200	70	100	150
22	312.34	335.83	140	200	200	70	100	150
23	326.44	350.07	140	200	200	70	100	150
24	340.54	364.30	140	200	200	70	100	150
25	354.65	378.53	140	200	200	70	100	150
26	368.77	392.75	150	160	160	70	100	150
27	382.88	406.96	150	160	160	70	100	150
28	397.00	421.17	150	160	160	70	100	150
29	411.12	435.38	150	160	160	70	100	150
30	425.24	449.58	150	160	160	70	100	150
35	495.88	520.55	160	160	160	70	120	150
38	538.27	563.10	160	160	160	70	120	150
40	566.54	591.46	160	160	160	70	120	150
45	637.22	662.33	160	160	160	70	120	150
50	707.91	733.18	175	175	175	90	130	150
57	806.89	832.34	175	175	175	90	130	150
60	849.32	874.83	175	175	175	90	130	150
76	1075.62	1101.37	175	175	175	90	130	150
95	1344.39	1370.32	190	190	190	90	130	150

	Macizo Solid
	Cubo soldado Welded Hub
	Pieza soldada Welded Piece

Dimensiones para tipo Americano - (ASA - ANSI)
Measurement for American type (ASA - ANSI)

PASO/Pitch	T	N	M2	M3	T1
ASA140(1 3/4)	22.7	26.2	71.6	120.5	23.5

Dimensiones para tipo Europeo - (BS - ISO)
Measurement for European type (BS - ISO)

PASO/Pitch	T	N	M2	M3	T1
28 - 1 3/4	28.8	30.8	88.4	148	28.8

- (1) B.S. Largo Total más 10 mm.
- (2) B.S. Largo Total más 20 mm.



Tabla de Transmisión de Potencia - Paso 1 3/4" (ASA 140) Power Transmission Chart - Pitch 1 3/4" (ASA 140)

N° dientes z	Revoluciones por minuto (RPM) engranaje más chico - RPM Spocket																								
	10	25	50	100	150	200	250	300	350	400	450	500	550	600	700	800	900	1000	1100	1200	1300	1400	1500	1600	1700
11	2.12	4.83	9.02	16.80	24.20	31.40	38.40	45.20	52.00	58.60	65.20	71.60	75.20	66.00	52.40	42.90	35.90	30.70	26.60	23.30	20.70	18.50	16.70	15.20	-
12	2.33	5.31	9.91	18.50	26.60	34.50	42.20	49.70	57.10	64.40	71.60	78.70	85.70	75.20	59.70	48.90	41.00	35.00	30.30	26.60	23.60	21.10	19.00	17.30	-
13	2.54	5.79	10.80	20.20	29.00	37.60	46.00	54.20	62.20	70.20	78.00	85.80	93.50	84.80	67.30	55.10	46.20	39.40	34.20	30.00	26.50	23.80	21.50	19.50	-
14	2.75	6.27	11.70	21.80	31.50	40.80	49.80	58.70	67.40	76.00	84.50	93.00	101.0	94.80	75.20	61.60	51.60	44.10	38.20	33.50	29.70	26.60	24.00	21.80	-
15	2.96	6.76	12.60	23.50	33.90	43.90	53.70	63.20	72.70	81.90	91.10	100.0	109.0	100.5	83.40	68.30	57.20	48.90	42.40	37.20	33.00	29.50	26.60	-	-
16	3.18	7.24	13.50	25.20	36.30	47.10	57.50	67.80	77.90	87.80	97.70	107.0	117.0	116.0	91.90	75.20	63.10	53.80	46.70	41.00	36.30	32.50	29.30	-	-
17	3.39	7.73	14.40	26.90	38.80	50.30	61.40	72.40	83.20	93.80	104.0	115.0	125.0	127.0	101.0	82.40	69.10	59.00	51.10	44.90	39.80	35.60	32.10	-	-
18	3.61	8.23	15.40	28.60	41.30	53.50	65.30	77.00	88.50	99.80	111.0	122.0	133.0	138.0	110.0	89.80	75.20	64.20	55.70	48.90	43.30	38.80	35.00	-	-
19	3.82	8.72	16.30	30.40	43.70	56.70	60.30	81.60	93.80	106.0	118.0	129.0	141.0	150.0	119.0	97.40	81.60	69.70	50.40	53.00	47.00	42.10	37.90	-	-
20	4.04	9.22	17.20	32.10	46.20	59.90	73.20	86.30	99.10	112.0	124.0	137.0	149.0	161.0	128.0	105.0	88.10	75.20	65.20	57.20	50.80	45.40	-	-	-
21	4.26	9.72	18.10	33.80	48.70	63.10	77.20	91.00	104.0	118.0	131.0	144.0	157.0	170.0	138.0	113.0	94.80	80.90	70.20	61.60	54.60	48.90	-	-	-
22	4.48	10.20	19.10	35.60	51.30	66.40	81.20	95.60	110.0	124.0	138.0	151.0	165.0	178.0	148.0	121.0	102.0	86.80	75.20	66.00	58.60	52.40	-	-	-
23	4.70	10.70	20.00	37.30	53.80	69.70	85.20	100.0	115.0	130.0	145.0	159.0	173.0	187.0	158.0	130.0	109.0	92.80	80.40	70.60	62.60	56.00	-	-	-
24	4.92	11.20	20.90	39.10	56.30	72.90	89.20	105.0	121.0	136.0	151.0	166.0	181.0	196.0	169.0	138.0	116.0	98.90	85.70	75.20	66.70	59.70	-	-	-
25	5.14	11.70	21.90	40.80	58.80	76.20	93.20	110.0	126.0	142.0	158.0	174.0	189.0	205.0	180.0	147.0	123.0	105.0	91.10	80.00	70.90	63.50	-	-	-
26	5.37	12.20	22.80	42.60	61.40	79.50	97.20	115.0	132.0	148.0	165.0	181.0	198.0	214.0	190.0	156.0	131.0	112.0	96.70	84.80	75.20	-	-	-	-
28	5.81	13.30	24.70	46.20	66.50	86.20	105.0	124.0	143.0	161.0	179.0	197.0	214.0	232.0	213.0	174.0	143.0	125.0	108.0	94.80	84.10	-	-	-	-
30	6.26	14.30	26.70	49.70	71.60	92.80	113.0	134.0	154.0	173.0	193.0	212.0	231.0	249.0	236.0	193.0	162.0	138.0	120.0	105.0	93.20	-	-	-	-
32	6.71	15.30	28.60	53.30	76.80	99.50	122.0	143.0	165.0	186.0	203.0	227.0	247.0	267.0	260.0	213.0	178.0	152.0	132.0	116.0	-	-	-	-	-
35	7.40	16.90	31.50	58.70	84.60	110.0	134.0	158.0	181.0	205.0	227.0	250.0	272.0	295.0	297.0	243.0	204.0	174.0	151.0	130.0	-	-	-	-	-
40	8.54	19.50	36.40	67.90	97.70	127.0	155.0	182.0	210.0	236.0	263.0	289.0	315.0	340.0	363.0	297.0	249.0	213.0	178.0	-	-	-	-	-	-
45	9.70	22.10	41.30	77.10	111.0	144.0	176.0	207.0	238.0	268.0	298.0	328.0	357.0	387.0	434.0	355.0	297.0	237.0	92.70	-	-	-	-	-	-

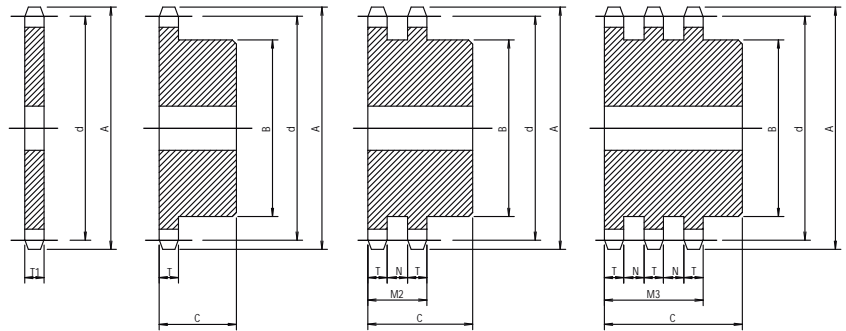
Potencia expresada en HP/Power in HP **Factores de hileras múltiples
Multiple Line Factor**

Hileras	Factor hilera
1	1.0
2	1.9
3	2.8
4	3.7

Esta tabla equivale a engranajes de una hilera de dientes, multiplicar por el factor de hileras múltiples para engranajes de mayor cantidad de hileras.
The values shown above are for simplex sprockets. Use the multiple line factor according to the sprocket lines.

Discos y Piñones de Acero para Transmisiones de Cadenas de Rodillos

Sprockets and Plate Wheels for Roller Chain



Z	Paso - Pitch 2" 50,8 mm		ASA 160 BS 32		ØRodillo - Roller 28,57 mm			ØRodillo - Roller 29,21 mm		
	Diámetro Primitivo(d) Pitch Circle Diameter(d)	Diámetro Exterior(A) Top Diameter(A)	Diámetro Cubo(B) Hub Diameter(B)			Largo Total(C) Total Length(C)				
			S	D	T	S	D	T		
9	148.53	170.05	92	92	92	70	125	180		
10	164.39	186.83	108	108	108	70	125	180		
11	180.31	203.49	140	140	140	70	125	180		
12	196.28	220.07	125	125	125	80	125	180		
13	212.27	236.58	125	140	140	80	125	180		
14	228.29	253.05	140	150	150	80	125	180		
15	244.33	269.48	140	150	150	80	125	180		
16	260.39	285.87	150	160	160	80	125	180		
17	276.46	302.24	150	180	180	80	125	180		
18	292.55	318.58	150	200	200	80	125	180		
19	308.64	334.91	150	200	200	80	125	180		
20	324.74	351.22	160	200	200	80	125	180		
21	340.84	367.52	160	200	200	80	125	180		
22	356.96	383.80	160	200	200	80	125	180		
23	373.07	400.08	170	200	200	80	125	180		
24	389.19	416.34	170	200	200	80	125	180		
25	405.32	432.60	170	200	200	80	125	180		
26	421.45	448.86	170	200	200	90	140	195		
27	437.58	465.10	170	200	200	90	140	195		
28	453.72	481.34	170	200	200	90	140	195		
29	469.85	497.58	170	200	200	90	140	195		
30	485.99	513.81	170	200	200	90	140	195		
35	566.72	594.91	170	200	200	90	140	195		
38	615.17	643.54	170	200	200	90	140	195		
40	647.47	675.96	170	200	200	90	140	195		
45	728.25	756.95	200	200	200	90	140	195		
50	809.04	837.92	200	225	225	110	140	195		
57	922.16	951.24	200	225	225	110	140	195		
60	970.65	999.80	225	250	250	110	140	195		
76	1229.28	1258.71	225	250	250	110	160	200		
95	1536.44	1566.08	225	250	250	110	160	200		

	Macizo Solid
	Cubo soldado Welded Hub
	Pieza soldada Welded Piece

Dimensiones para tipo Americano - (ASA - ANSI)
Measurement for American type (ASA - ANSI)

PASO/Pitch	T	N	M2	M3	T1
ASA160 (2)	28.4	30.1	86.9	145.4	29

Dimensiones para tipo Europeo - (BS - ISO)
Measurement for European type (BS - ISO)

PASO/Pitch	T	N	M2	M3	T1
32 - 2	28.8	29.8	87.4	146	28.8

Nos esforzamos con el objetivo de mantener las dimensiones que se encuentran en este catálogo, aunque en determinadas situaciones estas pueden verse alteradas debido a cambios en el proceso de producción. Si alguna de las dimensiones presentes en este catálogo es crítica para su aplicación, consultar para su confirmación.
Every effort is made to maintain the dimensions current in this catalog, although in certain situations they may be altered due to changes in the production process. If any of the dimensions present in this catalog is critical for your application, consult for confirmation.



Tabla de Transmisión de Potencia - Paso 2" (ASA 160) Power Transmission Chart - Pitch 2" (ASA 160)

N° dientes Z	Revoluciones por minuto (RPM) engranaje más chico - RPM Spøcket																							
	10	25	50	100	150	200	250	300	350	400	450	500	550	600	650	700	750	800	850	900	1000	1100	1200	1300
11	3.07	7.01	13.10	24.40	35.20	45.60	55.70	65.60	75.40	85.00	94.50	96.60	83.70	73.50	65.20	58.30	52.60	47.70	43.60	40.00	34.10	29.60	26.00	23.00
12	3.38	7.70	14.40	26.80	38.60	50.10	61.20	72.10	82.80	93.40	104.0	110.0	95.40	83.70	74.20	66.40	59.90	54.40	49.60	45.60	38.90	33.70	29.60	26.30
13	3.68	8.40	15.70	29.20	42.10	54.60	66.70	78.60	90.30	102.0	113.0	124.0	108.0	94.40	83.70	74.90	67.50	61.30	56.00	51.40	43.90	38.00	33.40	29.60
14	3.99	9.10	17.00	31.70	45.60	59.10	72.30	85.20	97.80	110.0	123.0	135.0	120.0	105.0	93.60	83.70	75.50	68.50	62.60	57.40	49.00	42.50	37.30	33.10
15	4.30	9.80	18.30	34.10	49.20	63.70	77.90	91.70	105.00	119.0	132.0	145.0	133.0	117.0	104.0	92.80	83.70	76.00	69.40	63.70	45.40	47.10	41.40	-
16	4.61	10.50	19.60	36.60	52.70	68.30	83.50	98.40	113.00	127.0	142.0	156.0	147.0	129.0	114.0	102.0	92.20	83.70	76.40	70.20	59.90	51.90	45.60	-
17	4.92	11.20	20.90	39.10	56.30	72.90	89.10	105.00	121.00	136.0	151.0	166.0	161.0	141.0	125.0	112.0	101.0	91.70	83.70	75.80	65.60	56.90	49.90	-
18	5.23	11.90	22.30	41.60	59.90	77.60	94.80	112.00	128.00	145.0	161.0	177.0	175.0	154.0	136.0	122.0	110.0	99.90	91.20	83.70	71.50	62.00	54.40	-
19	5.55	12.70	23.60	44.10	63.50	82.20	101.00	118.00	136.00	153.0	171.0	188.0	190.0	167.0	148.0	132.0	119.0	108.0	98.90	90.80	77.60	67.20	59.00	-
20	5.86	13.40	25.00	46.60	67.10	86.90	106.00	125.00	144.00	162.0	180.0	198.0	205.0	180.0	160.0	143.0	129.0	117.0	93.10	97.30	72.60	63.70	-	-
21	6.18	14.10	26.30	49.10	70.70	91.60	112.00	132.00	152.00	171.0	190.0	209.0	221.0	195.0	172.0	154.0	139.0	126.0	115.0	105.0	90.10	78.10	68.50	-
22	6.50	14.80	27.70	51.60	74.40	96.30	118.00	139.00	159.00	180.0	200.0	220.0	237.0	208.0	184.0	165.0	149.0	135.0	123.0	113.0	96.60	83.70	-	-
23	6.82	15.60	29.00	54.20	78.00	101.00	124.00	146.00	167.00	189.0	210.0	231.0	251.0	222.0	197.0	176.0	159.0	144.0	132.0	121.0	103.0	98.50	-	-
24	7.14	16.30	30.40	56.70	81.70	106.00	129.00	152.00	175.00	197.0	220.0	241.0	263.0	237.0	210.0	188.0	169.0	154.0	140.0	129.0	110.0	95.40	-	-
25	7.46	17.00	31.80	59.30	85.40	111.00	135.00	159.00	183.00	206.0	229.0	252.0	275.0	252.0	223.0	200.0	180.0	164.0	149.0	137.0	117.0	101.0	-	-
26	7.78	17.80	33.10	61.80	89.10	115.00	141.00	166.00	191.00	215.0	239.0	263.0	287.0	267.0	237.0	212.0	191.0	173.0	159.0	145.0	124.0	108.0	-	-
28	8.43	19.20	35.90	67.00	96.50	125.00	153.00	180.00	207.00	233.0	259.0	285.0	311.0	298.0	265.0	237.0	214.0	194.0	177.0	162.0	139.0	120.0	-	-
30	9.08	20.70	38.70	72.20	104.00	135.00	165.00	194.00	223.00	251.0	279.0	307.0	335.0	331.0	293.0	263.0	237.0	215.0	196.0	180.0	154.0	-	-	-
32	9.74	22.20	41.50	77.40	111.00	144.00	176.00	208.00	239.00	269.0	300.0	329.0	359.0	365.0	323.0	289.0	261.0	237.0	216.0	198.0	169.0	-	-	-
35	10.70	24.50	45.70	85.20	123.00	159.00	194.00	229.00	263.00	297.0	330.0	363.0	395.0	417.0	370.0	331.0	298.0	271.0	247.0	227.0	180.0	-	-	-
40	12.40	28.30	52.80	98.50	142.00	184.00	225.00	265.00	304.00	343.0	381.0	419.0	457.0	494.0	452.0	404.0	364.0	331.0	302.0	257.0	-	-	-	-
45	14.10	32.10	59.90	112.00	161.00	209.00	255.00	301.00	345.00	389.0	433.0	476.0	519.0	561.0	538.0	482.0	418.0	348.0	271.0	189.0	-	-	-	-

Potencia expresada en HP/Power in HP Factores de hileras múltiples
Multiple Line Factor

Hileras	Factor hilera
1	1.0
2	1.9
3	2.8
4	3.7

Esta tabla equivale a engranajes de una hilera de dientes, multiplicar por el factor de hileras múltiples para engranajes de mayor cantidad de hileras.
The values shown above are for simplex sprockets. Use the multiple line factor according to the sprocket lines.



ENGRACOR S.A.

Ruta 34 km 224 - Parque Industrial - 2300 - Rafaela - Santa Fe - Argentina
Tel. 54 - 3492 - 440999 (Rotativas) / Fax. 54 - 3492 - 441667 - ventas@engracor.com.ar
www.engracor.com.ar